



Why should you use dishwashers

- ✓ Energy-saving of about 30%
- ✓ More hygienic thanks to a rinsing temperature of at least 82 °C
- ✓ Improved ergonomics
- ✓ Time- and staff-saving



Glasswashers Deltamat series TF 350

- ✓ Double walled
- ✓ Easy to clean
- ✓ Easy to maintain

Deltamat TF 350

Size	W 415 x D 465 x H 670 mm
Model	CNS 18/10
max. capacity h	30 baskets
Basket measurements	350 x 350 mm
Rinse aid metering pump	yes
Door contact switch	yes
Dry operation protection	yes
Power total	2,59 kW / 230 V 50 Hz
Tank heating	1,85 kW
Boiler heating	2,4 kW
Wash cycle	120 sec.
Water consumption at 2 bar	1,4 litres
Capacity tank	12 litres
Water pressure	2-4 bar
Water inlet	G 3/4" M
Water outlet	Ø 24 mm
Accessories	1 insert for saucers 1 cutlery cylinder 2 glasses baskets

Deltamat TF 350

Weight: 30 kg
GTIN 4015613447513
Code-No. 110520

Deltamat TF 350 LP, with drain pump

Weight: 32,5 kg
GTIN 4015613447520
Code-No. 110521

Deltamat TF 350 W, with water softener

Weight: 35 kg
GTIN 4015613447537
Code-No. 110522

Baskets for glasswashers series TF 350

Standard basket for glasses

Size: W 350 x D 350 x H 110 mm

Weight: 0,8 kg

GTIN 4015613432007

Code-No. 110312



Standard basket for glasses

Size: W 350 x D 350 x H 170 mm

Weight: 1,5 kg

GTIN 4015613586564

Code-No. 110311

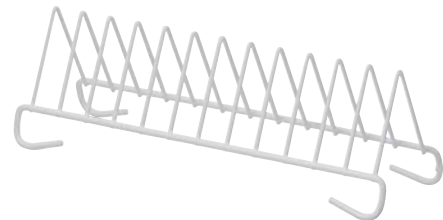


Insert for saucers

Weight: 0,2 kg

GTIN 4015613432014

Code-No. 110317



Cutlery cylinder

Size: Ø 107 mm, H 119 mm

Weight: 0,1 kg

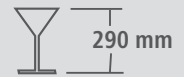
GTIN 4015613432021

Code-No. 110318



Glass polisher
see catalogue page 172





Deltamat TF 401

Size	W 450 x D 535 x H 700 mm
Model	CNS 18/10
max. capacity h	30 baskets
Basket measurements	400 x 400 mm
Rinse aid metering pump	yes
Door contact switch	yes
Dry operation protection	yes
Power total	3,2 kW / 230 V 50 Hz
Tank heating	1,85 kW
Boiler heating	2,8 kW
Wash cycle	120 sec.
Water consumption at 2 bar	1,8 litres
Capacity tank	14,5 litres
Water pressure	2-4 bar
Water inlet	G 3/4" M
Water outlet	Ø 24 mm
Accessories	1 insert for saucers 1 cutlery cylinder 1 glasses basket 1 glasses basket, 4-piece

Deltamat TF 401

Weight: 38 kg
GTIN 4015613468525
Code-No. 110605

Deltamat TF 401 W, with water softener

Weight: 42 kg
GTIN 4015613468532
Code-No. 110606

Glasswashers Deltamat TF 401

- ✓ Door double walled
- ✓ Easy to clean
- ✓ Easy to maintain

Deltamat TF 401 LPW, with drain pump and water softener

Weight: 45 kg
GTIN 4015613468549
Code-No. 110607



Glass polisher
see catalogue page 172

Baskets for glasswashers series TF 401

Basket for glasses

Size: W 400 x D 400 x H 135 mm

Weight: 0,95 kg

GTIN 4015613468303

Code-No. 109325



Basket for glasses, 4-piece

Size: W 400 x D 400 x H 210 mm

Weight: 2,1 kg

GTIN 4015613468327

Code-No. 109327



Basket for plates

Size: W 400 x D 400 x H 210 mm

Weight: 1,6 kg

GTIN 4015613468310

Code-No. 109326




Cutlery cylinder

Size: Ø 107 mm, H 119 mm

Weight: 0,1 kg

GTIN 4015613432021

Code-No. 110318



Dishwasher basket set 4000

Plastic

Set consisting of:

2 universal baskets

4 inserts for glasses

1 insert for plates



1 cutlery cylinder

Size: W 400 x D 400 x H 145 mm

Weight: 5,79 kg

GTIN 4015613653242

Code-No. 15202





Dishwashers Deltamat, series TF 50

- ✓ Door double walled
- ✓ Hot water connection recommendable up to 55 °C
- ✓ Easy to clean
- ✓ Easy to maintain

Deltamat TF 50

Size	W 590 x D 600 x H 850 mm
Model	CNS 18/10
max. capacity h	30 baskets
Basket measurements	500 x 500 mm
Rinse aid metering pump	yes
Door contact switch	yes
Dry operation protection	yes
Total power	3,45 kW / 220-240 V 50 Hz 1 NAC
Tank heating	2,7 kW
Boiler heating	2,8 kW
Wash cycle	120 sec.
Water consumption at 2 bar	2,3 litres
Capacity tank	29 litres
Water pressure	2-4 bar
Water inlet	G 3/4" MI
Water outlet	Ø 24 mm
Accessories	1 glasses basket 1 plates basket 1 cutlery cylinder

Deltamat TF 50

Weight: 56,5 kg
GTIN 4015613448114
Code-No. 110415

Deltamat TF 50 L with drain pump

Weight: 58 kg
GTIN 4015613448121
Code-No. 110418

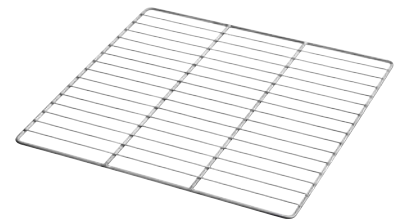
Deltamat TF 50 LR with drain pump and dish-washing detergent

Weight: 59 kg
GTIN 4015613588421
Code-No. 110419

Rinse grid 500

The better alternative to dishwashing racks for washing particularly large containers, such as, e.g., pans, bowls or meat boxes.

Chrome nickel steel
Size: W 500 x D 500 mm
Weight: 1,7 kg
GTIN 4015613664217
Code-No. 101094



Dish-washing detergent metering pump

Dish-washing detergent metering pump TG280

Clock-controlled dish-washing detergent metering pump for subsequent installation, suitable for all current dishwashers
Plastic
Clock-controlled
Volume flow rate: 0,28 to 2,8 l/h
Power: 0,005 kW / 230 V 50/60 Hz
Size: W 69 x D 103 x H 62 mm
Weight: 0,45 kg
Including installation kit and connection kit
GTIN 4015613432403
Code-No. 109518



Assembly fee for dish-washing detergent metering pumps Code-No. 09999



Deltamat TF 515

Size	W 590 x D 600 x H 850 mm
Model	CNS 18/10
max. capacity h	30 baskets
Basket measurements	500 x 500 mm
Rinse aid metering pump	yes
Door contact switch	yes
Dry operation protection	yes
Total power	3,6 kW / 400 V 50 Hz 3 NAC
Tank heating	2,7 kW
Boiler heating	3,0 kW
Wash cycle	120 - 180 sec.
Water consumption at 2 bar	2,3 litres
Capacity tank	29 litres
Water pressure	2-4 bar
Water inlet	G 3/4" M
Water outlet	Ø 24 mm
Accessories	1 glasses basket 1 plates basket 1 cutlery cylinder

Deltamat TF 515

Weight: 56,5 kg
GTIN 4015613447445
Code-No. 110550

Dishwasher Deltamat TF 515 LP, with drain pump

Weight: 58 kg
GTIN 4015613447452
Code-No. 110560

Dishwasher Deltamat TF 515 LPW, with drain pump and water softener

Weight: 59,5 kg
GTIN 4015613448046
Code-No. 110580

Deltamat TF 515 LPWR, with drain pump, water softener and dish-washing detergent

Weight: 60,5 kg
GTIN 4015613588438
Code-No. 110590

Dish-washing detergent metering pump

Dish-washing detergent metering pump LWG300

Conductance controlled dish-washing detergent metering pump for wall mounting, suitable for all current dishwashers
Plastic
Conductance controlled
Volume flow rate: 0,1 to 3,0 l/h
With 1-pin sensor
Power: 0,005 kW / 230 V 50/60 Hz
Size: W 69 x D 103 x H 62 mm
Weight: 0,75 kg
Including installation kit and connection kit
GTIN 4015613488295
Code-No. 109548



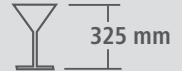
Dishwashers Deltamat, series TF 515

- ✓ Door double walled
- ✓ Easy to clean
- ✓ Easy to maintain



The benefits of a conductance controlled dish-washing detergent metering pump are obvious: more efficient, demand-based consumption of detergent by establishing the electrical conductivity in the rinsing water.

Assembly fee for dish-washing detergent metering pumps Code-No. 099996



Dishwashers Deltamat, series TF 525

- ✓ Double walled
- ✓ Easy to clean
- ✓ Easy to maintain

Deltamat TF 525

Size	W 600 x D 610 x H 850 mm
Model	CNS 18/10
max. capacity h	30 baskets
Basket measurements	500 x 500 mm
Rinse aid metering pump	yes
Door contact switch	yes
Dry operation protection	yes
Total power	5,01 kW / 400 V 50 Hz 3 NAC
Tank heating	2,7 kW
Boiler heating	4,5 kW
Wash cycle	120 - 180 sec.
Water consumption at 2 bar	2,3 litres
Capacity tank	16,5 litres
Water pressure	2-4 bar
Water inlet	G 3/4" M
Water outlet	Ø 24 mm
Accessories	1 glasses basket 1 plates basket 1 cutlery cylinder

Deltamat TF 525

Weight: 63,5 kg
GTIN 4015613447476
Code-No. 111550

Dishwasher Deltamat TF 525 LP, with drain pump

Weight: 64,5 kg
GTIN 4015613447483
Code-No. 111560

Dishwasher Deltamat TF 525 LPW, with drain pump and water softener

Weight: 65,5 kg
GTIN 4015613447506
Code-No. 111565

Deltamat TF 525 LPWR, with drain pump, water softener and dish-washing detergent

Weight: 66,5 kg
GTIN 4015613588445
Code-No. 111570

The benefits of a conductance controlled dish-washing detergent metering pump are obvious: more efficient, demand-based consumption of detergent by establishing the electrical conductivity in the rinsing water.



Assembly fee for dish-washing detergent metering pumps Code-No. 099996

Dish-Washing Detergent

Dish-washing detergent metering pump LWG600

Conductance controlled dish-washing detergent metering pump for wall mounting, suitable for all current dishwashers
Plastic

Conductance controlled
Volume flow rate: 0,1 to 6,0 l/h
With 2-pin sensor
Power: 0,004 kW / 230 V 50/60 Hz
Size: W 95 x D 100 x H 125 mm
Weight: 0,75 kg
Including connection kit
GTIN 4015613506517

Code-No. 109547



Deltamat TF 641

Size	W 600 x D 680 x H 860 mm
Model	CNS 18/10
max. capacity h	60 baskets
Basket measurements	500 x 500 mm
Detergent metering pump	yes
Rinse aid metering pump	yes
Door contact switch	yes
Dry operation protection	yes
Total power	6,65 kW / 400 V 50/60 Hz 3 NAC
Tank heating	2,7 kW
Boiler heating	6,0 kW
Wash cycle	60 - 300 sec.
Water consumption at 2 bar	2,3 litres
Capacity tank	16,5 litres
Feeding water pressure	2-4 bar
Water inlet	G 3/4" MI
Water outlet	Ø 24 mm
Accessories	1 glasses basket 1 plates basket 1 cutlery cylinder

Deltamat TF 641

Weight: 67,5 kg
GTIN 4015613544397
Code-No. 109632

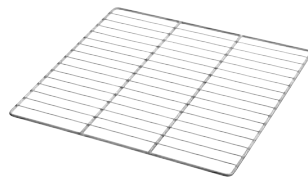
Dishwasher Deltamat TF 641 LP, with drain pump

Weight: 69 kg
GTIN 4015613544403
Code-No. 109633

Rinse grid 500

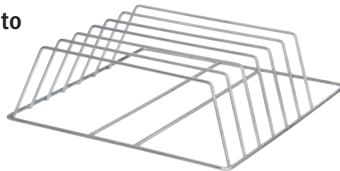
The better alternative to dishwashing racks for washing particularly large containers, such as, e.g., pans, bowls or meat boxes.

Chrome nickel steel
Size: W 500 x D 500 mm
Weight: 1,7 kg
GTIN 4015613664217
Code-No. 101094



Basket for taking trays up to 600 x 400 mm in size

Weight: 1,5 kg
GTIN 4015613487069
Code-No. 109329



Dishwasher base

Dishwasher base

Capacity 2 baskets
Chrome nickel steel
W 605 x D 570 x H 450 mm
Weight: 6 kg
GTIN 4015613602462 Code-No. 109688



Dishwashers Deltamat, series TF 641

- ✓ Suitable for baking trays, trays, plates etc. up to 600 x 400 mm in size
- ✓ Double walled
- ✓ Hot water connection recommendable up to 55 °C
- ✓ Easy to clean
- ✓ Easy to maintain





Dishwashers Deltamat, series TF 7500eco

- ✓ Possible to build under worktop
- ✓ Double walled

The usage of water, detergent and energy will be reduced by up to 50 %.

- ✓ Multicoloured START control knob
- ✓ Self-diagnostic routine
- ✓ Multilingual control menu
- ✓ Slow closing door mechanism
- ✓ Recovery of energy



Deltamat TF 7500eco

Size	W 600 x D 610 x H 850 mm
Model	CNS 18/10
max. capacity h	60 baskets
Basket measurements	500 x 500 mm
Detergent metering pump	yes
Rinse aid metering pump	yes
Door contact switch	yes
Dry operation protection	yes
Power total	6,65 kW / 400 V 50 Hz 3 NAC
Tank heating	1,1 kW
Boiler heating	6,0 kW
Wash cycle	60 - 360 sec.
Water consumption at 2 bar	2,5 - 7 litres
Capacity tank	10 litres
Water pressure	2-4 bar
Water inlet	G 3/4" M
Water outlet	Ø 24 mm
Accessories	1 glasses basket 1 plates basket 1 cutlery cylinder

Deltamat TF 7500eco LP, with drain pump

Weight: 73 kg
GTIN 4015613527635
Code-No 110660

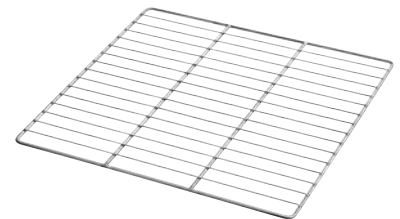
Deltamat TF 7500eco LPW, with drain pump and water softener

Weight: 75 kg
GTIN 4015613527642
Code-No 110661

Rinse grid 500

The better alternative to dishwashing racks for washing particularly large containers, such as, e.g., pans, bowls or meat boxes.

Chrome nickel steel
Size: W 500 x D 500 mm
Weight: 1,7 kg
GTIN 4015613664217
Code-No. 101094



Dish basket trolley

Dishwasher rack trolley

Chrome nickel steel
Carrying capacity: 120 kg
Platform size: W 513 x D 583 mm
4 swivel castors Ø 100 mm
W 515 x D 640 x H 925 mm
Weight: 8,75 kg
GTIN 4015613523712
Code-No. 300143



Pass-Through Dishwashers Series DS

Excellent performance and versatility

Efficient and effective: Bartscher pass-through dishwasher with new rinse arm

Hygiene

- ✓ Electronic door stop to guarantee a correct rinsing temperature
- ✓ Boiler with large capacity
- ✓ Integral tub filter
- ✓ Self-emptying vertical pump
- ✓ Interior of washing chamber is completely deep-drawn without welding

Safety and ergonomics

- ✓ Patented lifting system: less effort and increased safety
- ✓ Low noise development
- ✓ Electronic self-diagnosis to ensure functioning
- ✓ Tub in frontal position for easy cleaning
- ✓ Components for front panel are accessible

✓ We recommend a hot water supply for DS 901



✓ Delivery without Entry/Exit table and pre-clearing table

Pass-Through Dishwasher DS 901

CE	marked
Size	W 745 x D 835 x H 1340/max. 1969 mm
Model	CNS 18/10
Feet height	adjustable 30 mm
Capacity h	20 to 60 baskets
Rinse aid metering pump	yes
Door contact switch	yes
Dry operation protection	yes
Total power	7,1 kW / 380-400 V 50 Hz 3 NAC
Tank heating	3,0 kW
Boiler heating	6,0 kW
Wash cycle	60/120/180 sec.
Water consumption at 2 bar	3 litres
Capacity tank	20 litres
Water pressure	2,5-4 bar
Water inlet	G 3/4" M
Water outlet	Ø 50 mm
Weight	97 kg
Accessories	2 plates baskets, 1 cutlery holder, 1 cups basket

GTIN 4015613658162
Code-No. 109242

Bartscher pass-through dishwasher with new rinse arm

- ✓ Improved washing performance due to ideal water distribution
- ✓ Lower water consumption thanks to improved rinsing nozzles



Rubbish bin
see catalogue page 166

- ✓ Delivery without Entry/Exit table and pre-clearing table

Pass-Through Dishwasher DS 1001

CE	marked
Size	W 745 x D 835 x H 1340/max. 1969 mm
Model	CNS 18/10
Feet height	adjustable 30 mm
Capacity h	24 to 60 baskets
Rinse aid metering pump	yes
Door contact switch	yes
Dry operation protection	yes
Total power	9,1 kW / 380-400 V 50 Hz 3 NAC
Tank heating	3,0 kW
Boiler heating	8,0 kW
Wash cycle	60/110/150 sec.
Water consumption at 2 bar	3 litres
Capacity tank	20 litres
Water pressure	2,5-4 bar
Water inlet	G 3/4" M
Water outlet	Ø 50 mm
Weight	97 kg
Accessories	2 plates baskets, 1 cutlery holder, 1 cups basket

GTIN 4015613658179
Code-No. 109243



Pass-Through Dishwasher DS 2001

Efficient and effective: Bartscher pass-through dishwasher with new rinse arm

Excellent performance and versatility for demanding customers who require reliable dishwasher operations and low operating costs.

Ideal for small to medium-sized restaurants, hotels and fast-food restaurants where fast and dynamic service is required.

Thanks to their large unit heights of up to 470 mm, these machines are perfect for large plates and trays, and give the kitchen team an ergonomic and rapid loading option.

The DS 2001 can even hold bakery trays and Euronorm stackable containers (E2 boxes).

✓ Delivery without Entry/Exit table and pre-clearing table



Pass-Through Dishwasher DS 2001, with drain pump and dish-washing detergent

CE	marked
Size	W 790 x D 840 x H 1570/max.2080 mm
Model	CNS 18/10
Feet height	adjustable 30 mm
Capacity h	24 to 60 baskets
Rinse aid metering pump	yes
Door contact switch	yes
Dry operation protection	yes
Total power	11,0 kW / 400 V 50 Hz 3 NAC
Tank heating	3,0 kW
Boiler heating	9,5 kW
Wash cycle	60/110/150 seconds + endless (8 minutes) + self-cleaning
Water consumption at 2 bar	3 litres
Capacity tank	30 litres
Water pressure	2,5-4 bar
Water inlet	G 3/4" M
Water outlet	Ø 50 mm
Weight	114,7 kg
Accessories	1 plate basket, 1 cutlery holder, 1 cups basket

GTIN 4015613658186
Code-No. 109249